Errors and technical changes reserved.

VNS0

The Allrounder.

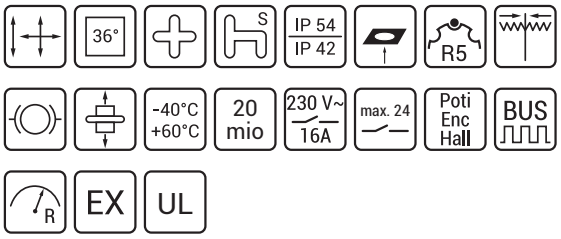

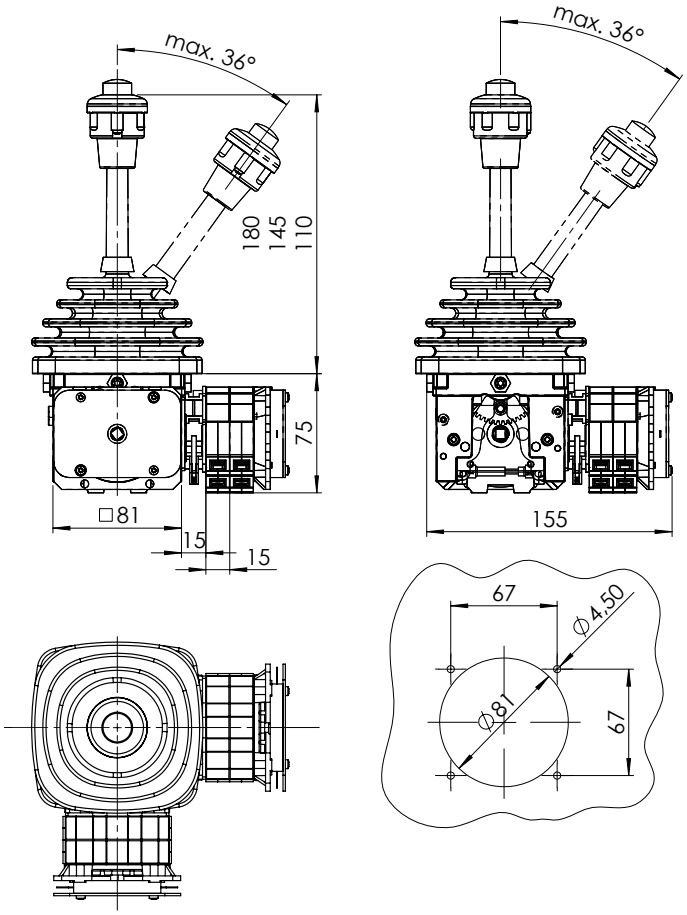

Our allrounder VNSO and our special type NNSO.
Both the VNSO and the NNSO are very robust joysticks with aluminium pressure casting consoles and metal gears.
Their resistance against ozone, UV radiation, oil and maritime climate makes them especially suitable for heavy operations and in Ex-areas. They are available both as single and compound axis drives. The intelligent modular design allows customized solutions for contact elements for up to twelve units, each of them with two switching contacts. Those may be flanged in the x-,y- and z-axis as well as in series. A maximum of nine contact elements is feasible with spring return and notches.
A large standard portfolio allows to choose the notches as well as the cams. They are also programmable according to client's request. Silver or gold contacts are optional.

Errors and technical changes reserved.

NNS0

Our special type.

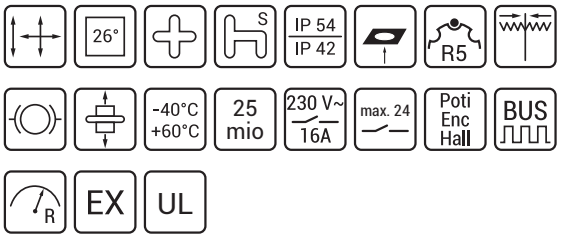

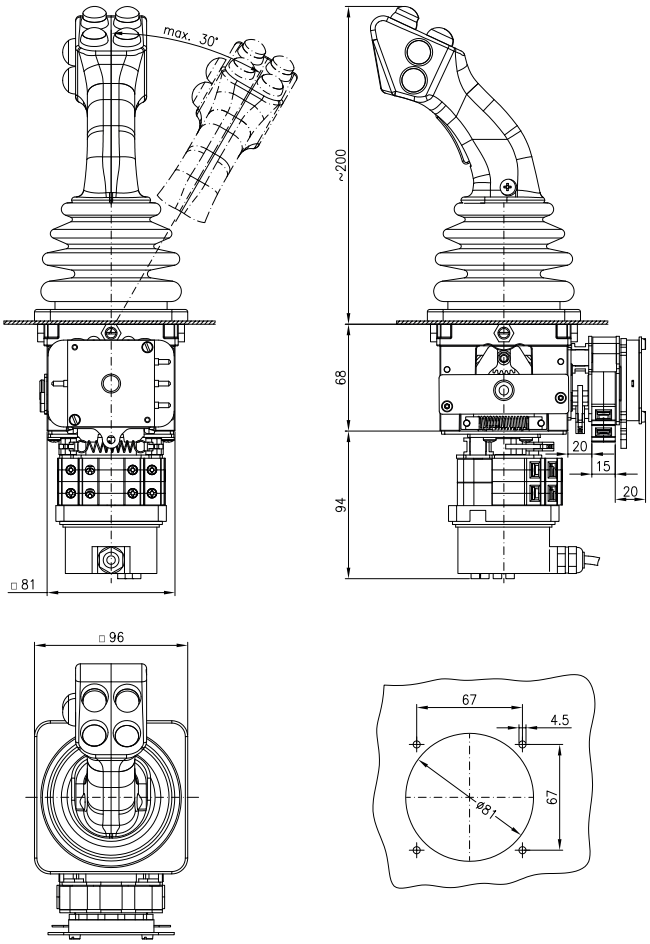

The hollow special-alloy lever (VNSO 8 mm, NNSO 12 mm diameter) allows to assemble a variety of grips and the wires can be routed through the joystick. Grip rotation may come in different grip versions. Due to the special coupling design it is easy to flange different potentiometers as well as optoelectronic encoders. Moreover, various bus interfaces are available in customized system sizes. As an optical finish, you will get the escutcheon plate of your choice either in transparent plastic with specified engraving or as an engraved aluminium version.

Errors and technical changes reserved.

Please note the view direction for following handles: G1, G13, UGN, UGA

Drive arrangement E
Dimension sheet TI-VNS0-1/7, 2/7

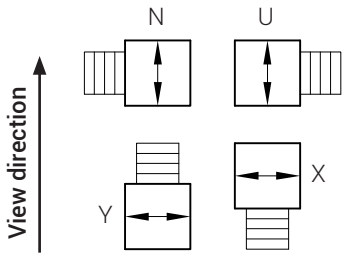

VNS0-F E- N/U/Y/X **--AK** **Basic price**

Drive arrangement G
Dimension sheet TI-VNS0-3/7

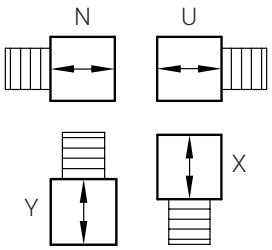

VNS0-F G- N/U/Y/X **--AK** **Basic price**

Drive arrangement A
Dimension sheet TI-VNS0-4/7

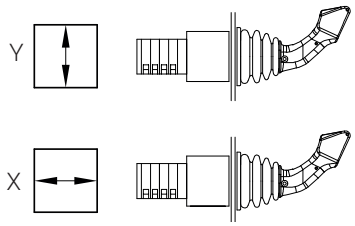

VNS0-F A- Y/X **--AK** **Basic price**

Drive arrangement V
Dimension sheet TI-VNS0-1/7, 2/7

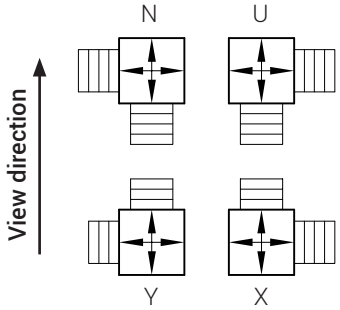

VNS0--F V- N/U/Y/X **--AK** **Basic price**

Drive arrangement EA
Dimension sheet TI-VNS0-4/7

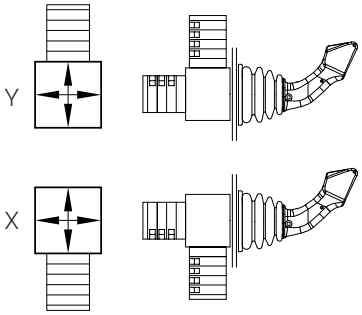

VNS0--F EA- Y/X **--AK** **Basic price**

Drive arrangement EA
Dimension sheet TI-VNS0-4/7

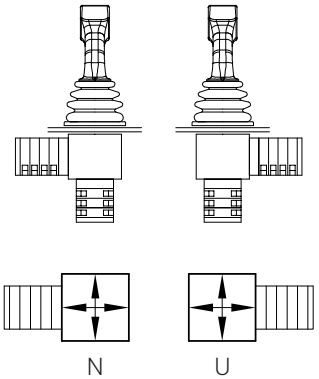

VNS0--F EA- N/U **--AK** **Basic price**

Drive arrangement M
Dimension sheet TI-VNS0-3/7

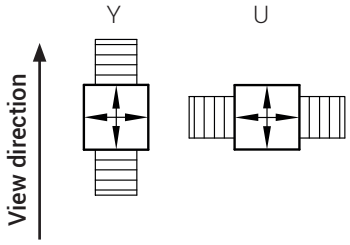

VNS0--F M- U/Y **--AK** **Basic price**

Drive arrangement H
Dimension sheet TI-VNS0-3/7

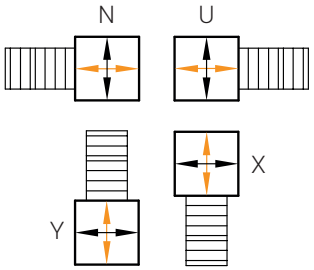

Potentiometer and encoder coupling only for colour-coded axis

VNS0--F H- N/U/Y/X **--AK** **Basic price**

Drive arrangement AA
Dimension sheet TI-VNS0-4/7

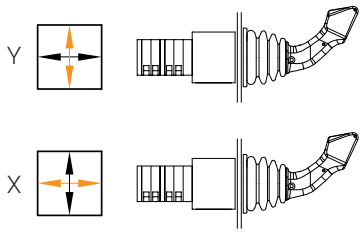

Potentiometer and encoder coupling only for colour-coded axis

VNS0-F AA- Y/X **--AK** **Basic price**

Errors and technical changes reserved.

Please note the view direction for following handles: G13, UGA

Drive arrangement GGV

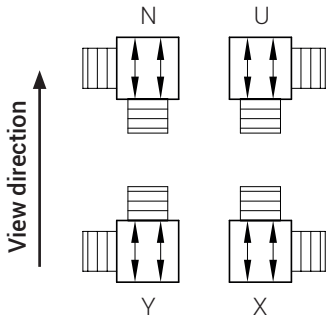

VNS0--F GGV- N / U / Y / X **Basic price**

Drive arrangement GGAA
Dimension sheet TI-NS0-1/4

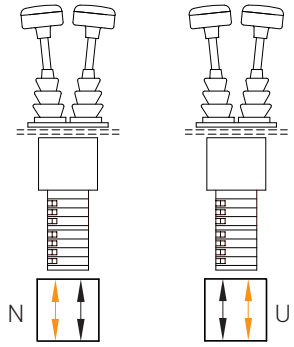

Potentiometer and encoder coupling only for colourcoded axis

VNS0--F GGAA- N / U **Basic price**

Drive arrangement GGH
Dimension sheet TI-NS0-1/4

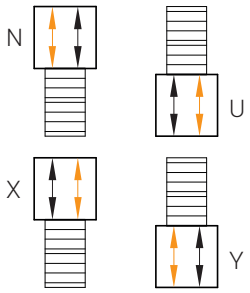

Potentiometer and encoder coupling only for colourcoded axis

VNS0--F GGH- N / U / Y / X **Basic price**

Drive arrangement GGEA
Dimension sheet TI-NS0-2/4

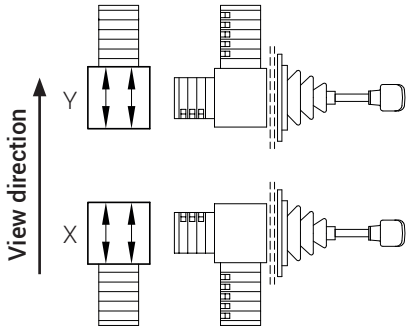

VNS0--F GGEA- Y / X **Basic price**

Drive arrangement GGEA
Dimension sheet TI-NS0-2/4

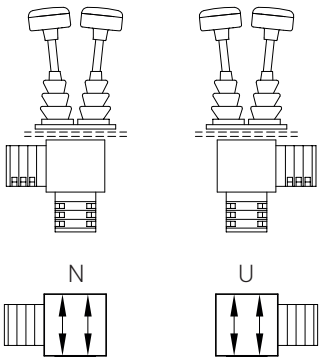

VNS0--F GGEA- N / U **Basic price**

Note GG drives:

G13 only with lever length 140 or 180 mm,
UGA only with lever length 110, 140 or 180 mm

Drive arrangement D
Dimension sheet TI-NS0-3/4

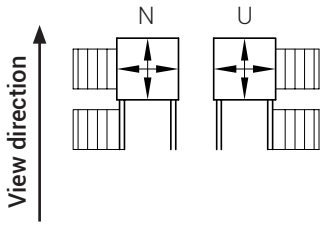

VNS0--F D- N / U **Basic price**

Errors and technical changes reserved.

Please note the view direction for following handles: G1, G13, UGA

Drive arrangement EPI

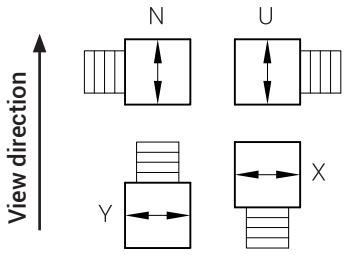

NNS0--F EPI- N/U/Y/X --AK Basic price

Drive arrangement GPI

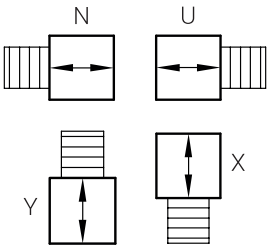

NNS0--F GPI- N/U/Y/X --AK Basic price

Drive arrangement VPI

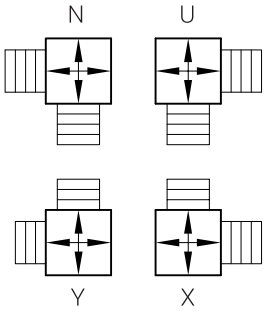

NNS0--F VPI- N/U/Y/X --AK Basic price

Standard scope of supply for NNS0-EPI, -GPI, -VPI:

- Deflection 26°
- Potentiometer coupling for Bxx potentiometer in drive block
- Model with zero notches
- Limiting gate
- Lever 12 mm

Additional charge for drive arrangement EPI, GPI, VPI:

• Spring return per axis R	+	
• Model without zero notches per axis (only with spring return)	+	
• Mounted housing for bus interface	+	•
Limiting gate 18°	+	

• More information see page J-NS0-P
• Type code see page J-NS0-P